

RHINO CLAVICLE STRAP

Instructions For Use



MANUFACTURER:

MD Orthopaedics, Inc.
604 North Parkway Street
Wayland, Iowa 52654 USA
www.mdorthopaedicsifu.com



Instructions For Use
RHINO CLAVICLE STRAP
Published: 2024

DESCRIPTION

The Rhino Clavicle Strap is a medical device intended for use with pediatric patients worn over the shoulders to provide support and protective with clavicle bone injuries or conditions and as instructed by a healthcare provider. A consistent examination scheduled with the clinical provider is needed to ensure proper fit, use, and instruction for caregivers and/or users. Compliance with instructions for use and clinical care treatment plan is important to achieve clinical and therapeutic outcomes.

MATERIALS

The Rhino Arm Sling is made from cotton, polyester, and d-ring.

INDICATIONS FOR USE

The Rhino Clavicle Strap is intended for use with pediatric patients worn over the shoulders to provide support and protective with clavicle bone injuries or conditions and as instructed by a healthcare provider.

WARNINGS AND PRECAUTIONS

- Follow the qualified healthcare provider and physician instructions or treatment plan.
- Follow instructions to ensure straps are tightened properly, to reduce risk of irritation, blisters, and pressure ulcers.
- Consult your healthcare provider immediately if the child is experiencing pain, irritation, blisters, swelling, pressure ulcers, or if the brace is not fitting properly.
- Protective barriers (i.e. clothing) should be worn when wearing the Rhino Clavicle Strap.
- Do not apply the brace directly to the skin. Use protective barrier/clothes between stirrups and skin (e.g., shirt).
- The Rhino Clavicle Strap should be used without additional components or accessories, unless instructed by the healthcare provider.
- Do not use a Rhino Clavicle Strap that is damaged, broken or not functioning properly.
- Modification is not recommended for the Rhino Clavicle Strap.

MRI SAFETY INFORMATION

The Rhino Clavicle Strap brace is MR unsafe and should remain outside the MRI scanner room.

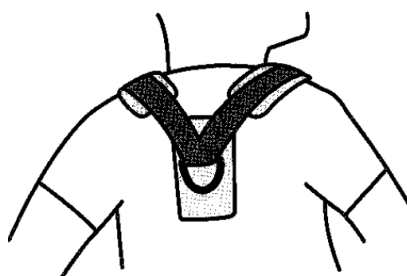
CLEANING INSTRUCTIONS

- Wash on delicate cycle or hand wash with mild detergent. Rinse thoroughly.

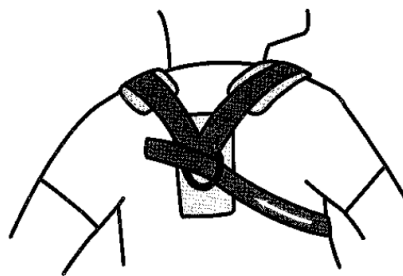
STORAGE AND HANDLING

- The Rhino Clavicle Strap requires no special handling during transport or storage.
- The Rhino Clavicle Strap is a nonsterile device.

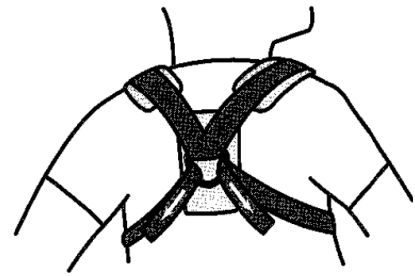
APPLYING THE BRACE



1. Position the strap over both shoulders with the metal loop in the back, pointing downward.



2. Slide one strap under the arm pit and through the metal loop in the back. Repeat this process with the other strap.



3. Tighten the straps until the shoulders are pulled backwards and the chest is extended. Velcro each strap onto itself.

Instructions For Use
RHINO CLAVICLE STRAP
 Published: 2024



REUSE LIFE

All parts were designed to be used by a single patient under normal use conditions and as instructed by a healthcare provider. Normal use includes the daily application of the Rhino Clavicle Strap as healthcare provider instructed.

SAFE DISPOSAL

The Rhino Clavicle Strap can be disposed of in the regular trash. None of the components of the device are recyclable.

IMPORTANT STATEMENT

- MD Orthopaedics, Inc. does not provide medical treatment, advice or recommendations about the risks and benefits of medical treatment, including treatment that involves the use of MD Orthopaedics, Inc. products. This information should be provided solely by the physician or other qualified health care provider treating your child. If you have questions about your child’s treatment, it is important for you to discuss those questions with the appropriate health care provider.
- The manufacturer and distributor are not liable for cases of material damage or personal injury caused by incorrect handling or non-compliance with instructions. Normal use is defined as a single user following intended use.
- Instructions for Use (IFU) are available in English at <https://opsb.com/ifu>. To obtain a copy of the paper IFU, please call Customer Service at MD Orthopaedics, Inc. at (877) 766-7384.
- If a user and/or patient experiences any serious incident that has occurred in relation to the device, it should be reported to MD Orthopaedics, Inc. and the competent authority of the EU and EEA Member State in which the user and/or patient is established.

SYMBOL LEGEND

Symbol	Meaning	Symbol	Meaning
	Manufacturer		Date of manufacture
	Catalog number		Batch code
	Single Patient, Multiple Use		Non-sterile
	Consult Instructions for Use or Consult Electronic Instructions for Use		MR Unsafe