

RHINO CAST BOOT

Instructions For Use



MANUFACTURER:

MD Orthopaedics, Inc.
604 North Parkway Street
Wayland, Iowa 52654 USA
www.mdorthopaedicsifu.com



Instructions For Use RHINO CAST BOOT

Published: 2024

DESCRIPTION

The Rhino Cast Boot is a medical device intended for use with pediatric patients to protect casts from environmental factors, offer an extra protective layer for improved durability, and sole to reduce pressure while walking; and other uses as instructed by a healthcare provider. A consistent examination scheduled with the healthcare provider is needed to ensure proper fit, use, and instruction for caregivers and/or users. Compliance with instructions for use and clinical care treatment plan is important to achieve clinical and therapeutic outcomes.

MATERIALS

The Rhino Cast Boot is made from Nylon warp knitted tricot fabric.

INDICATIONS FOR USE

The Rhino Cast Boot is intended for use with pediatric patients to protect casts from environmental factors, offer an extra protective layer for improved durability, and sole to reduce pressure while walking; and other uses as instructed by a healthcare provider.

WARNINGS

- Follow the qualified healthcare provider and physician instructions or treatment plan.
- Follow instructions to ensure straps are tightened properly, to reduce risk of irritation, blisters, and pressure ulcers.
- Consult your healthcare provider immediately if the child is experiencing pain, irritation, blisters, swelling, pressure ulcers, or if the brace is not fitting properly.
- The Rhino Cast Boot should be used without additional components or accessories, unless instructed by the healthcare provider.
- Do not use a Rhino Cast Boot that is damaged, broken or not functioning properly.
- Modification is not recommended for the Rhino Cast Boot.

MRI SAFETY INFORMATION

The Rhino Cast Boot brace is MR safe.

CLEANING INSTRUCTIONS

- Wash on delicate cycle or hand wash with mild detergent. Rinse thoroughly.

STORAGE AND HANDLING

- The Rhino Cast Boot requires no special handling during transport or storage.
- The Rhino Cast Boot is a nonsterile device.

APPLYING THE BRACE



1. Seat the heel of the cast in the back of the cast boot.



2. Attach the straps to the opposite side of the boot snugly.

Instructions For Use
RHINO CAST BOOT

Published: 2024

REUSE LIFE

All parts were designed to be used by a single patient under normal use conditions and as instructed by a healthcare provider. Normal use includes the daily application of the Rhino Cast Boot as healthcare provider instructed.









SAFE DISPOSAL

The Rhino Cast Boot can be disposed of in the regular trash. None of the components of the device are recyclable.

IMPORTANT STATEMENT

- MD Orthopaedics, Inc. does not provide medical treatment, advice or recommendations about the risks and benefits of medical treatment, including treatment that involves the use of MD Orthopaedics, Inc. products. This information should be provided solely by the physician or other qualified health care provider treating your child. If you have questions about your child's treatment, it is important for you to discuss those questions with the appropriate health care provider.
- The manufacturer and distributor are not liable for cases of material damage or personal injury caused by incorrect handling or non-compliance with instructions. Normal use is defined as a single user following intended use.
- Instructions for Use (IFU) are available in English at <https://opsb.com/ifu>. To obtain a copy of the paper IFU, please call Customer Service at MD Orthopaedics, Inc. at (877) 766-7384.
- If a user and/or patient experiences any serious incident that has occurred in relation to the device, it should be reported to MD Orthopaedics, Inc.

SYMBOL LEGEND

Symbol	Meaning	Symbol	Meaning
	Manufacturer		Date of manufacture
	Catalog number		Batch code
	Single Patient, Multiple Use		Non-sterile
	Consult Instructions for Use or Consult Electronic Instructions for Use		MR Safe